



2009-2010 GMT Quarterly Report for District (or Undistricted) **District 410 A REP OF**

GMT: **Robert B Fowler**

Location: **REP OF SOUTH AFRICA**

GMT CA: **6**

**CLUBS**

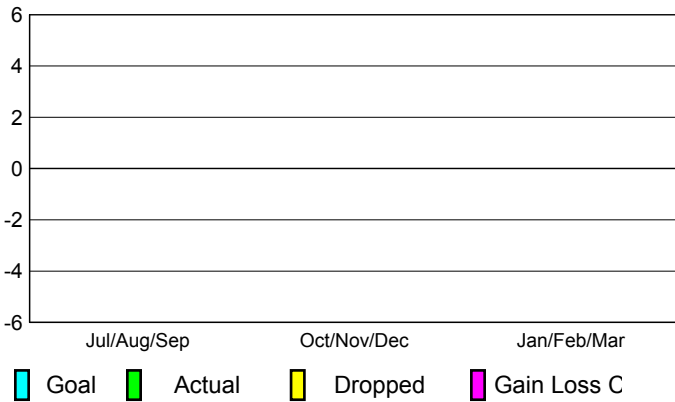
**Club Results  
2009-2010**

**Clubs  
2008-2009**

Month	New Club Goal	Actual New Clubs	Actual Dropped Clubs	Gain/Loss of Clubs	Gain/Loss of Clubs
Jul/Aug/Sep	0	0	0	0	0
Oct/Nov/Dec	0	0	0	0	0
Jan/Feb/Mar	0	0	0	0	1
<b>Totals</b>	<b>0</b>	<b>0</b>	<b>0</b>	<b>0</b>	<b>1</b>


**Club Results 2009-2010**

Goal, New, Dropped, Gain/Loss



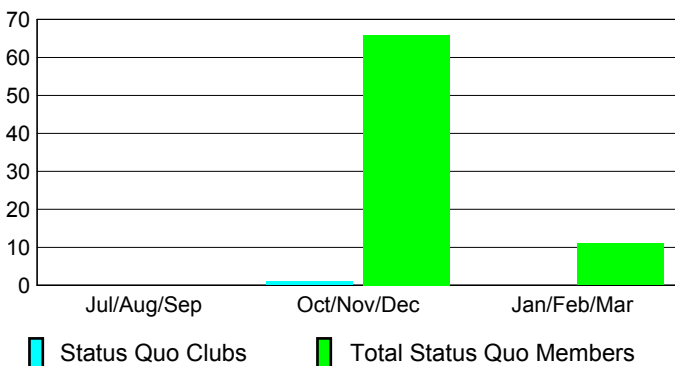
**Comparison of Club Gain/Loss**

Current Year Compared to the Previous Year



**YTD Status Quo Clubs 2009-2010**

Status Quo Clubs Compared to Status Quo Members



**MEMBERSHIP**

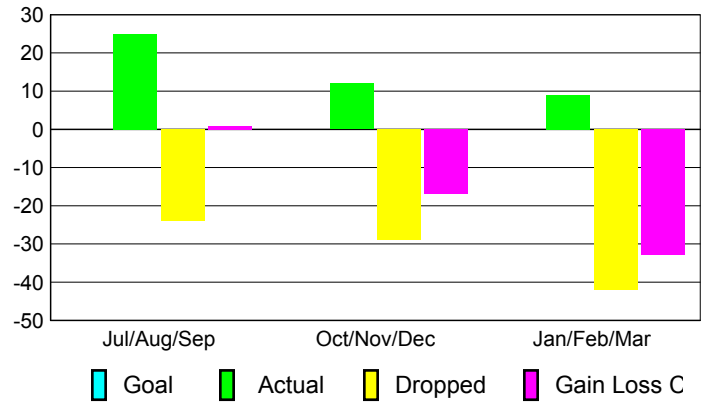
**Membership Results  
2009-2010**

**Membership  
2008-2009**

Month	Net Memb Goal	Actual New Memb	Actual Dropped Memb	Gain/Loss of Memb	Gain/Loss of Memb
Jul/Aug/Sep	0	25	-24	1	-7
Oct/Nov/Dec	0	12	-29	-17	7
Jan/Feb/Mar	0	9	-42	-33	14
<b>Totals</b>	<b>0</b>	<b>46</b>	<b>-95</b>	<b>-49</b>	<b>14</b>

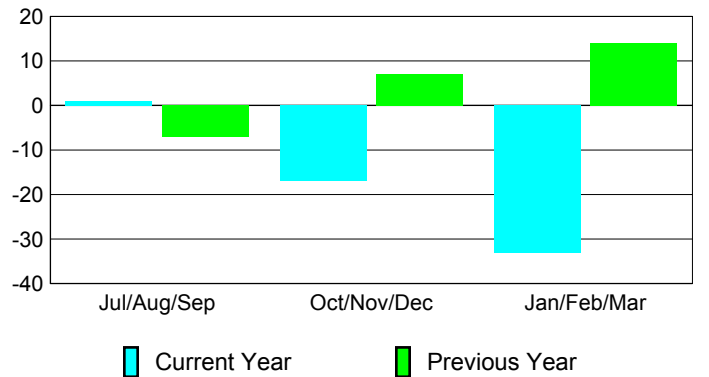
**Membership Results 2009-2010**

Goal, New, Dropped, Gain/Loss

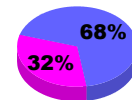


**Comparison of Membership Gain/Loss**

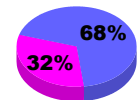
Current Year Compared to the Previous Year



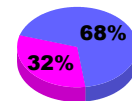
**Gender Comparison 2009-2010**



Jul/Aug/Sep



Oct/Nov/Dec



Jan/Feb/Mar

Male

Female



# 2009-2010 GMT Quarterly Report for District (or Undistricted) **District 410 A**

GMT: **Robert B Fowler**

Location: **NAMIBIA**

GMT CA: **6**

## CLUBS

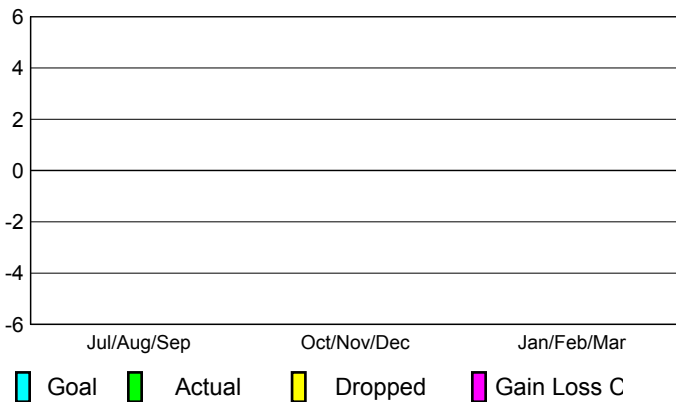
**Club Results  
2009-2010**

**Clubs  
2008-2009**

Month	New Club Goal	Actual New Clubs	Actual Dropped Clubs	Gain/Loss of Clubs	Gain/Loss of Clubs
Jul/Aug/Sep	0	0	0	0	0
Oct/Nov/Dec	0	0	0	0	0
Jan/Feb/Mar	0	0	0	0	0
<b>Totals</b>	<b>0</b>	<b>0</b>	<b>0</b>	<b>0</b>	<b>0</b>


### Club Results 2009-2010

Goal, New, Dropped, Gain/Loss




### Comparison of Club Gain/Loss

Current Year Compared to the Previous Year



### YTD Status Quo Clubs 2009-2010

Status Quo Clubs Compared to Status Quo Members



## MEMBERSHIP

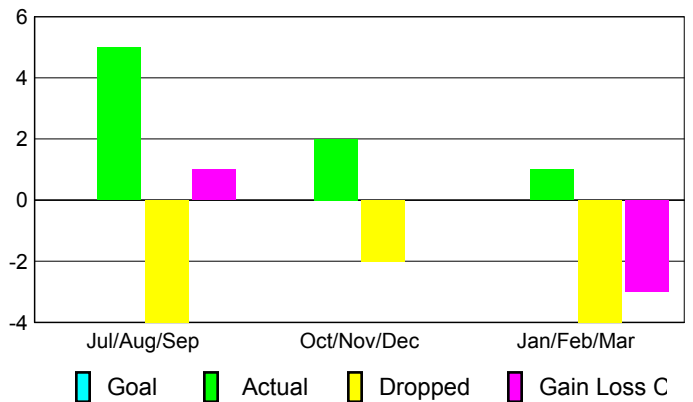
**Membership Results  
2009-2010**

**Membership  
2008-2009**

Month	Net Memb Goal	Actual New Memb	Actual Dropped Memb	Gain/Loss of Memb	Gain/Loss of Memb
Jul/Aug/Sep	0	5	-4	1	-21
Oct/Nov/Dec	0	2	-2	0	7
Jan/Feb/Mar	0	1	-4	-3	3
<b>Totals</b>	<b>0</b>	<b>8</b>	<b>-10</b>	<b>-2</b>	<b>-11</b>

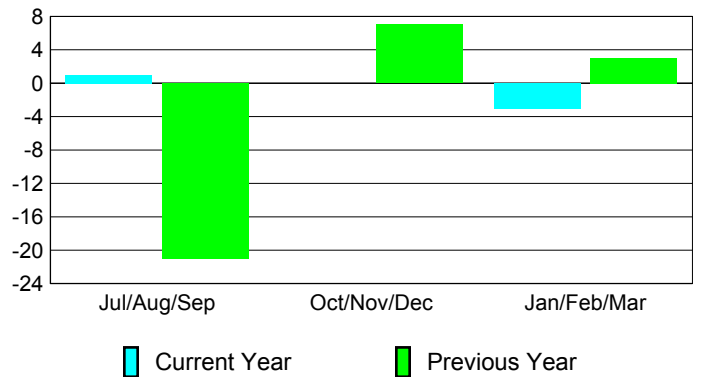
### Membership Results 2009-2010

Goal, New, Dropped, Gain/Loss

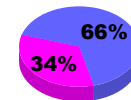


### Comparison of Membership Gain/Loss

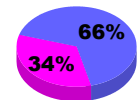
Current Year Compared to the Previous Year



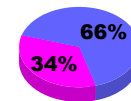
### Gender Comparison 2009-2010



Jul/Aug/Sep



Oct/Nov/Dec



Jan/Feb/Mar

Male

Female



2009-2010 GMT Quarterly Report for District (or Undistricted) **District 410 B REP OF**

GMT: **Robert B Fowler**

Location: **REP OF SOUTH AFRICA**

GMT CA: **6**

**CLUBS**

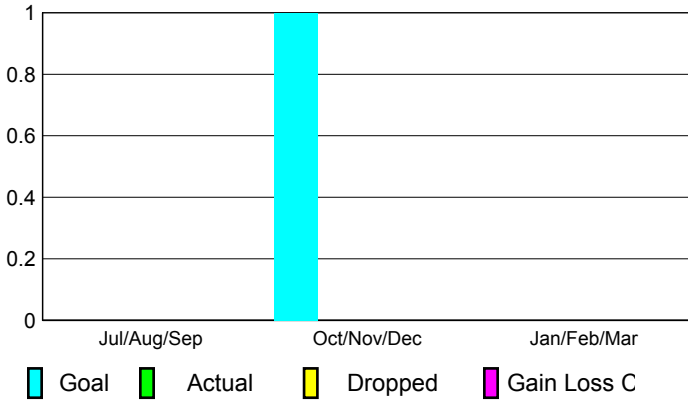
Club Results 2009-2010	
---------------------------	--

Clubs 2008-2009	
--------------------	--

Month	New Club Goal	Actual New Clubs	Actual Dropped Clubs	Gain/Loss of Clubs	Gain/Loss of Clubs
Jul/Aug/Sep	0	0	0	0	0
Oct/Nov/Dec	1	0	0	0	0
Jan/Feb/Mar	0	0	0	0	1
<b>Totals</b>	<b>1</b>	<b>0</b>	<b>0</b>	<b>0</b>	<b>1</b>


**Club Results 2009-2010**

Goal, New, Dropped, Gain/Loss



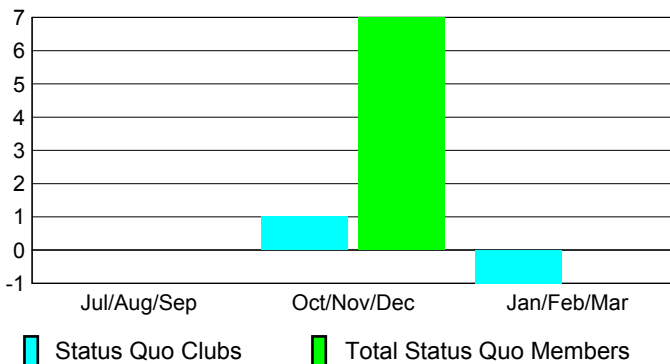
**Comparison of Club Gain/Loss**

Current Year Compared to the Previous Year



**YTD Status Quo Clubs 2009-2010**

Status Quo Clubs Compared to Status Quo Members



**MEMBERSHIP**

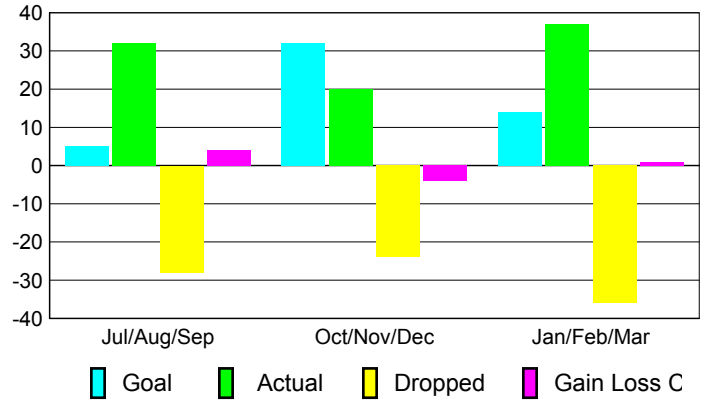
Membership Results 2009-2010	
---------------------------------	--

Membership 2008-2009	
-------------------------	--

Month	Net Memb Goal	Actual New Memb	Actual Dropped Memb	Gain/Loss of Memb	Gain/Loss of Memb
Jul/Aug/Sep	5	32	-28	4	-9
Oct/Nov/Dec	32	20	-24	-4	5
Jan/Feb/Mar	14	37	-36	1	23
<b>Totals</b>	<b>51</b>	<b>89</b>	<b>-88</b>	<b>1</b>	<b>19</b>

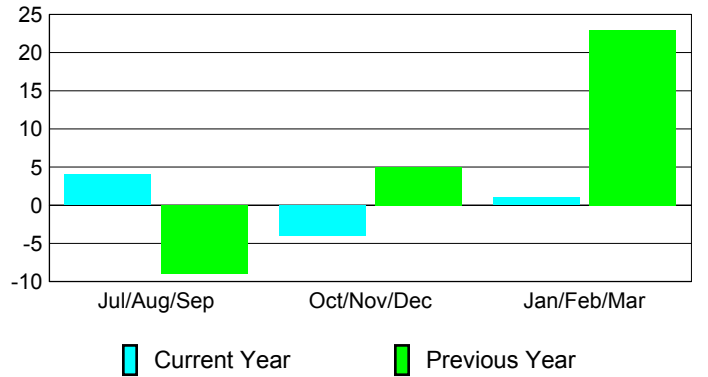
**Membership Results 2009-2010**

Goal, New, Dropped, Gain/Loss

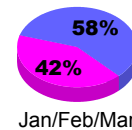
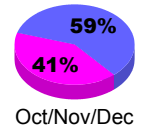
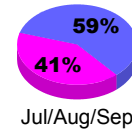


**Comparison of Membership Gain/Loss**

Current Year Compared to the Previous Year



**Gender Comparison 2009-2010**



Male

Female



# 2009-2010 GMT Quarterly Report for District (or Undistricted) **District 410 B**

GMT: **Robert B Fowler**

Location: **SWAZILAND**

GMT CA: **6**

## CLUBS

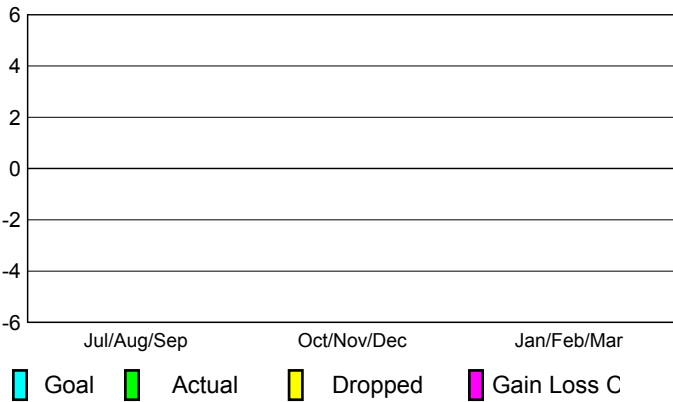
**Club Results  
2009-2010**

**Clubs  
2008-2009**

Month	New Club Goal	Actual New Clubs	Actual Dropped Clubs	Gain/Loss of Clubs	Gain/Loss of Clubs
Jul/Aug/Sep	0	0	0	0	0
Oct/Nov/Dec	0	0	0	0	0
Jan/Feb/Mar	0	0	0	0	0
<b>Totals</b>	<b>0</b>	<b>0</b>	<b>0</b>	<b>0</b>	<b>0</b>


### Club Results 2009-2010

Goal, New, Dropped, Gain/Loss



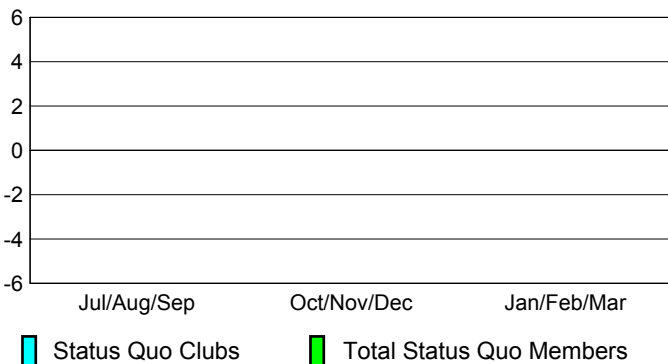
### Comparison of Club Gain/Loss

Current Year Compared to the Previous Year



### YTD Status Quo Clubs 2009-2010

Status Quo Clubs Compared to Status Quo Members



## MEMBERSHIP

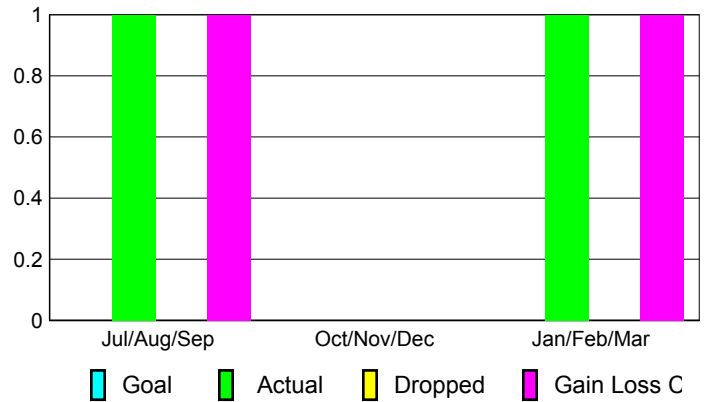
**Membership Results  
2009-2010**

**Membership  
2008-2009**

Month	Net Memb Goal	Actual New Memb	Actual Dropped Memb	Gain/Loss of Memb	Gain/Loss of Memb
Jul/Aug/Sep	0	1	0	1	-1
Oct/Nov/Dec	0	0	0	0	0
Jan/Feb/Mar	0	1	0	1	0
<b>Totals</b>	<b>0</b>	<b>2</b>	<b>0</b>	<b>2</b>	<b>-1</b>

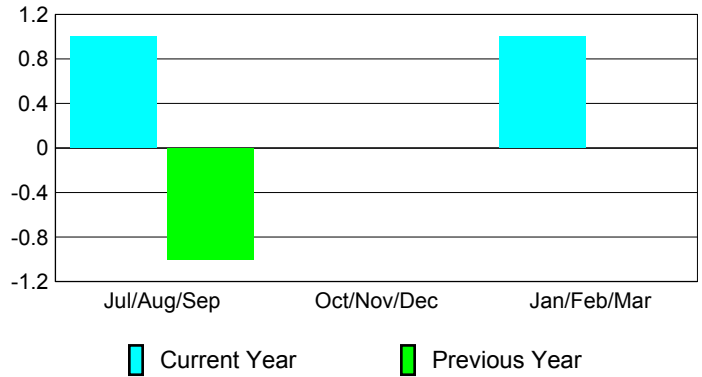
### Membership Results 2009-2010

Goal, New, Dropped, Gain/Loss

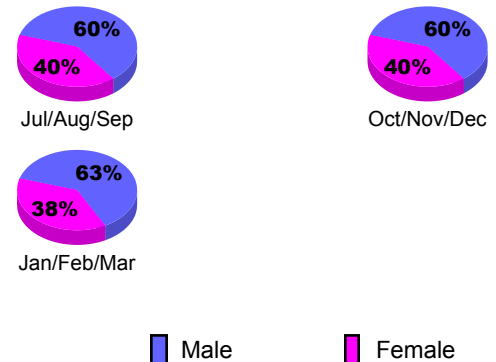


### Comparison of Membership Gain/Loss

Current Year Compared to the Previous Year



### Gender Comparison 2009-2010





# 2009-2010 GMT Quarterly Report for District (or Undistricted) **District 410 C**

GMT: **Robert B Fowler**

Location: **REP OF SOUTH AFRICA**

GMT CA: **6**

## CLUBS

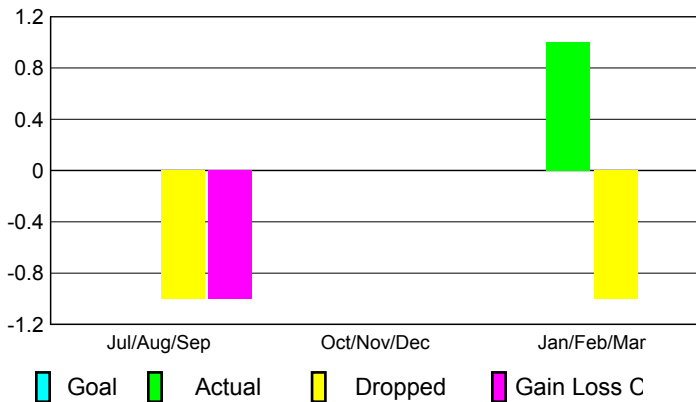
**Club Results**  
2009-2010

**Clubs**  
2008-2009

Month	New Club Goal	Actual New Clubs	Actual Dropped Clubs	Gain/Loss of Clubs	Gain/Loss of Clubs
Jul/Aug/Sep	0	0	-1	-1	0
Oct/Nov/Dec	0	0	0	0	0
Jan/Feb/Mar	0	1	-1	0	0
<b>Totals</b>	<b>0</b>	<b>1</b>	<b>-2</b>	<b>-1</b>	<b>0</b>


### Club Results 2009-2010

Goal, New, Dropped, Gain/Loss



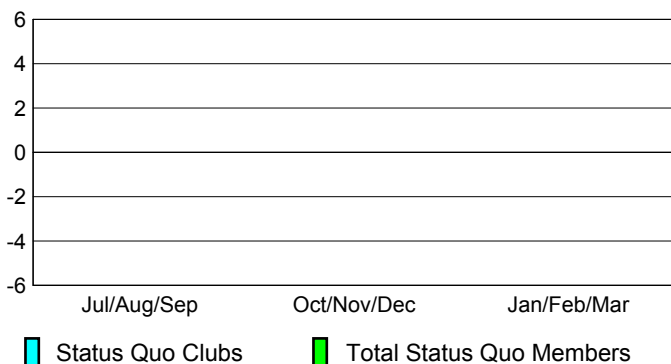
### Comparison of Club Gain/Loss

Current Year Compared to the Previous Year



### YTD Status Quo Clubs 2009-2010

Status Quo Clubs Compared to Status Quo Members



## MEMBERSHIP

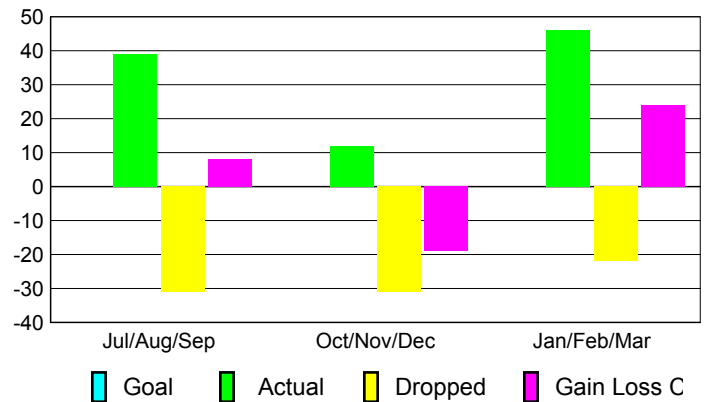
**Membership Results**  
2009-2010

**Membership**  
2008-2009

Month	Net Memb Goal	Actual New Memb	Actual Dropped Memb	Gain/Loss of Memb	Gain/Loss of Memb
Jul/Aug/Sep	0	39	-31	8	-11
Oct/Nov/Dec	0	12	-31	-19	-10
Jan/Feb/Mar	0	46	-22	24	11
<b>Totals</b>	<b>0</b>	<b>97</b>	<b>-84</b>	<b>13</b>	<b>-10</b>

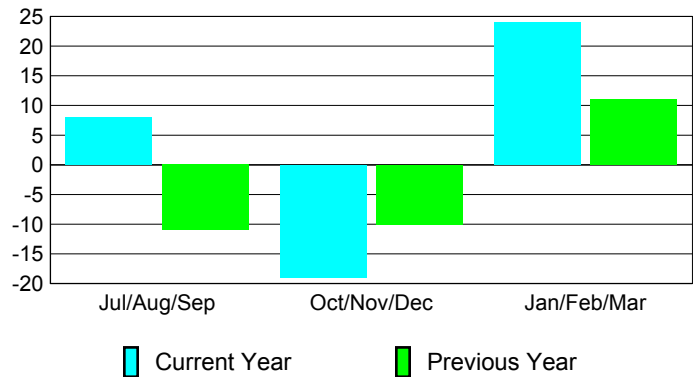
### Membership Results 2009-2010

Goal, New, Dropped, Gain/Loss

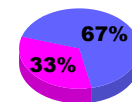


### Comparison of Membership Gain/Loss

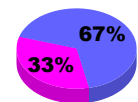
Current Year Compared to the Previous Year



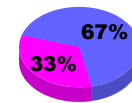
### Gender Comparison 2009-2010



Jul/Aug/Sep



Oct/Nov/Dec



Jan/Feb/Mar

Male

Female



# 2009-2010 GMT Quarterly Report for District (or Undistricted) **District 410 D**

GMT: **Robert B Fowler**

Location: **REP OF SOUTH AFRICA**

GMT CA: **6**

## CLUBS

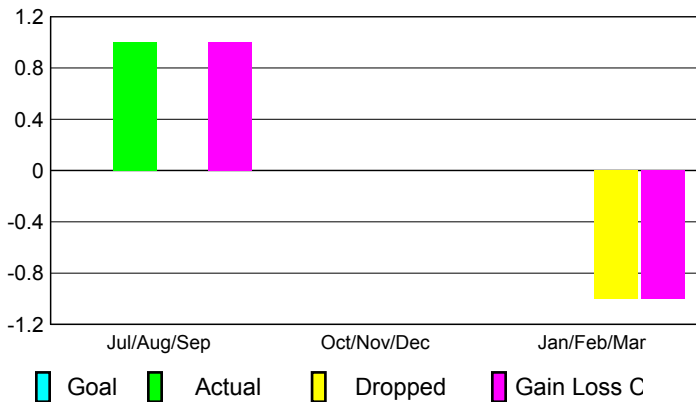
### Club Results 2009-2010

### Clubs 2008-2009

Month	New Club Goal	Actual New Clubs	Actual Dropped Clubs	Gain/Loss of Clubs	Gain/Loss of Clubs
Jul/Aug/Sep	0	1	0	1	0
Oct/Nov/Dec	0	0	0	0	-1
Jan/Feb/Mar	0	0	-1	-1	-1
<b>Totals</b>	<b>0</b>	<b>1</b>	<b>-1</b>	<b>0</b>	<b>-2</b>

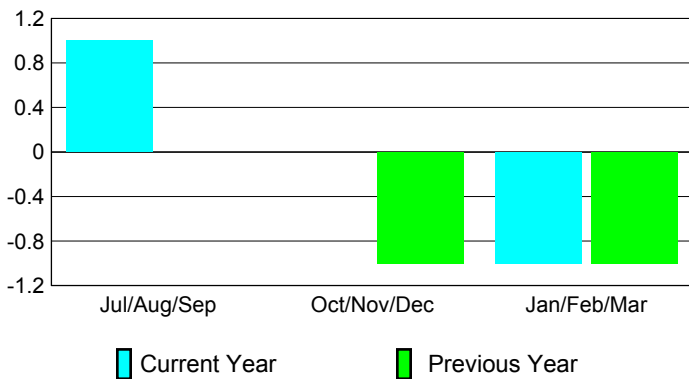
### Club Results 2009-2010

Goal, New, Dropped, Gain/Loss



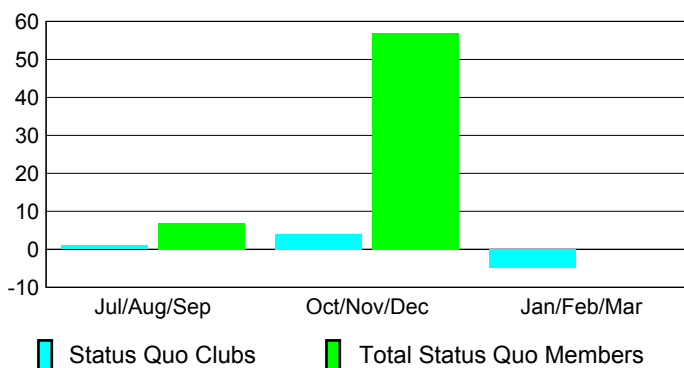
### Comparison of Club Gain/Loss

Current Year Compared to the Previous Year



### YTD Status Quo Clubs 2009-2010

Status Quo Clubs Compared to Status Quo Members



## MEMBERSHIP

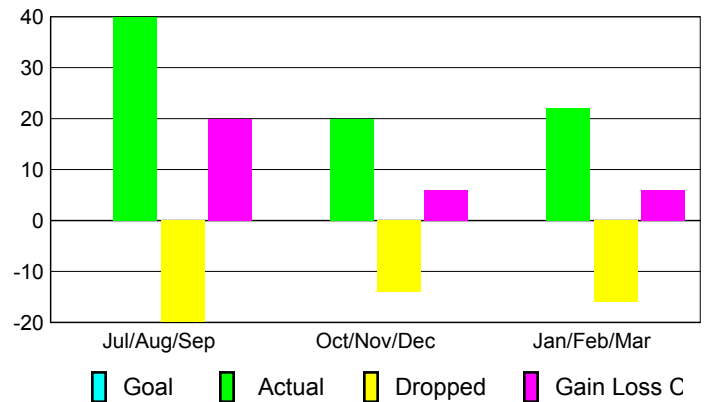
### Membership Results 2009-2010

### Membership 2008-2009

Month	Net Memb Goal	Actual New Memb	Actual Dropped Memb	Gain/Loss of Memb	Gain/Loss of Memb
Jul/Aug/Sep	0	40	-20	20	1
Oct/Nov/Dec	0	20	-14	6	-42
Jan/Feb/Mar	0	22	-16	6	-12
<b>Totals</b>	<b>0</b>	<b>82</b>	<b>-50</b>	<b>32</b>	<b>-53</b>

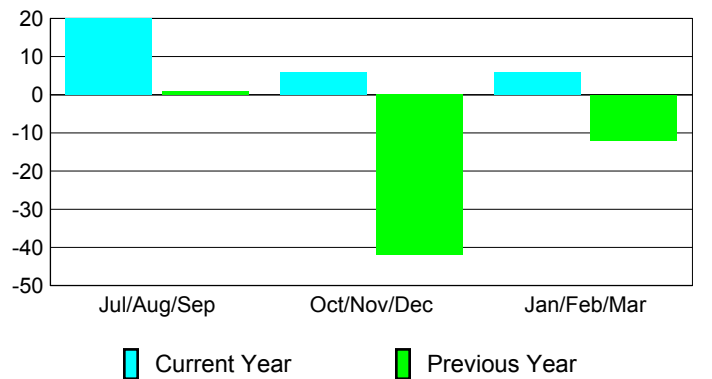
### Membership Results 2009-2010

Goal, New, Dropped, Gain/Loss

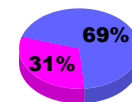


### Comparison of Membership Gain/Loss

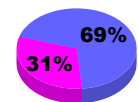
Current Year Compared to the Previous Year



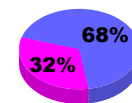
### Gender Comparison 2009-2010



Jul/Aug/Sep



Oct/Nov/Dec



Jan/Feb/Mar

Male

Female



2009-2010 GMT Quarterly Report for District (or Undistricted) **ANGOLA**

GMT: **Robert B Fowler**

Location: **ANGOLA**

GMT CA: **6**

**CLUBS**

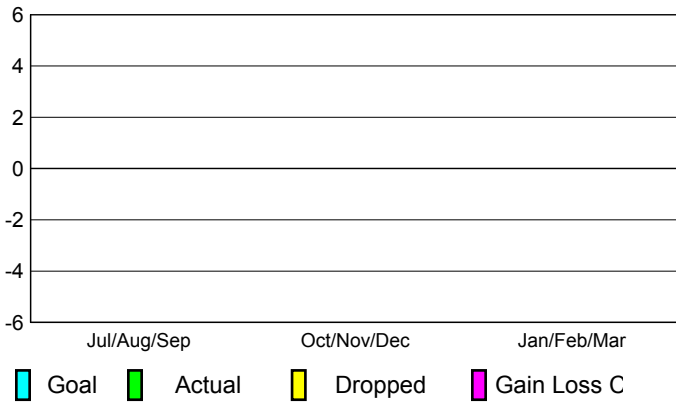
Club Results  
2009-2010

Clubs  
2008-2009

Month	New Club Goal	Actual New Clubs	Actual Dropped Clubs	Gain/Loss of Clubs	Gain/Loss of Clubs
Jul/Aug/Sep	0	0	0	0	0
Oct/Nov/Dec	0	0	0	0	-1
Jan/Feb/Mar	0	0	0	0	0
<b>Totals</b>	<b>0</b>	<b>0</b>	<b>0</b>	<b>0</b>	<b>-1</b>

**Club Results 2009-2010**

Goal, New, Dropped, Gain/Loss



**MEMBERSHIP**

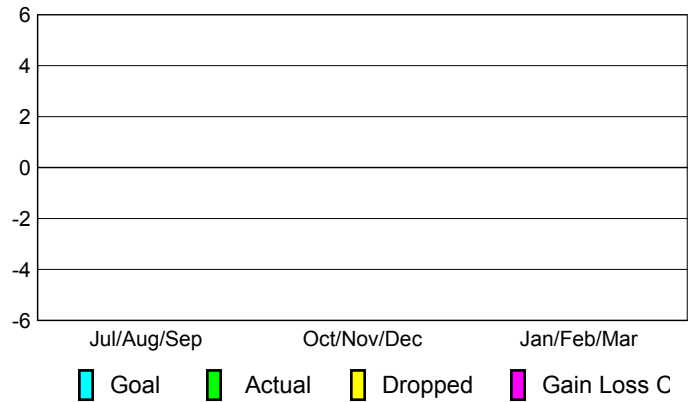
Membership Results  
2009-2010

Membership  
2008-2009

Month	Net Memb Goal	Actual New Memb	Actual Dropped Memb	Gain/Loss of Memb	Gain/Loss of Memb
Jul/Aug/Sep	0	0	0	0	0
Oct/Nov/Dec	0	0	0	0	-20
Jan/Feb/Mar	0	0	0	0	0
<b>Totals</b>	<b>0</b>	<b>0</b>	<b>0</b>	<b>0</b>	<b>-20</b>

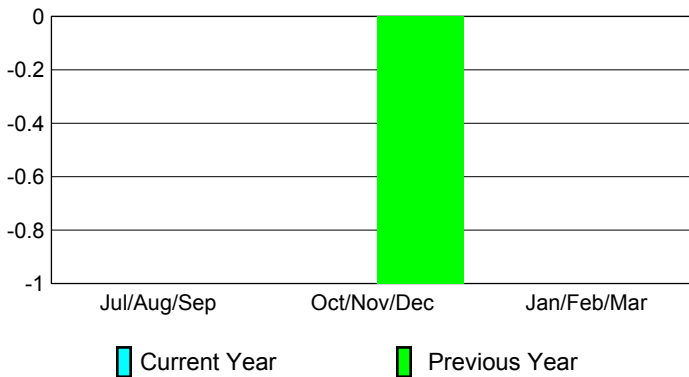
**Membership Results 2009-2010**

Goal, New, Dropped, Gain/Loss



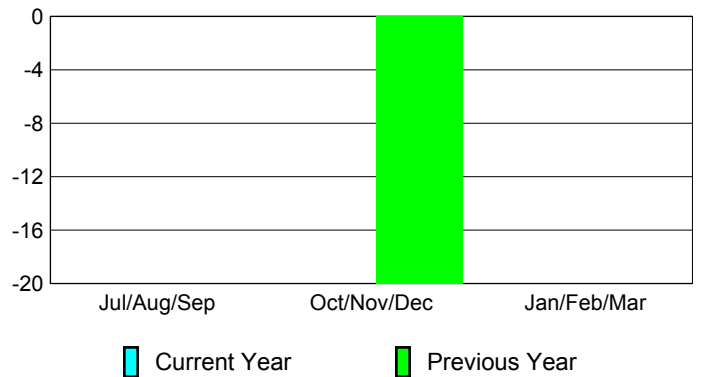
**Comparison of Club Gain/Loss**

Current Year Compared to the Previous Year




**Comparison of Membership Gain/Loss**

Current Year Compared to the Previous Year



**YTD Status Quo Clubs 2009-2010**

Status Quo Clubs Compared to Status Quo Members



**Gender Comparison 2009-2010**

Male Female